

PRODUCT SPECIFICATION

SPEC. NO.

T-0648-099



1. Scope

This specification applies Ferrite Power Inductors PIE4018H-Series-TY to be delivered to user.

2. Product Identification

PIE 4018H - 4R7 □ - TY

(1) (2) (3) (4) (5)

(1) Product name

(2) Shapes and dimensions

(3) Inductance

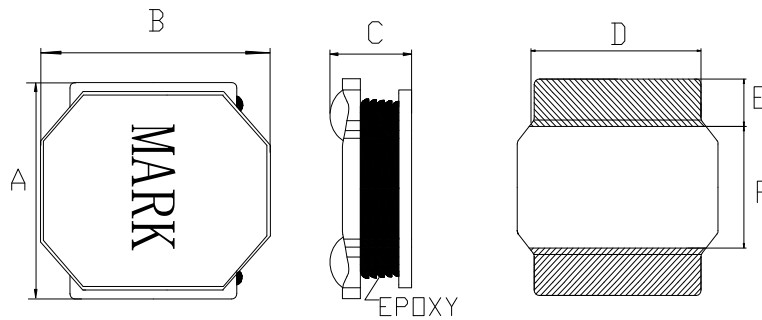
4R7 : 4.7 uH

(4) Tolerance




M=±20% , N=±30%

(5) Taping Type

3. Shapes and Dimensions



A:4.0±0.2 mm
 B:4.0±0.2 mm
 C:1.8 Max. mm
 D:3.4 Ref. mm
 E:1.4 Ref. mm
 F:1.8 Ref. mm

Drawn by	Checked by	Approved by
 Jun. 15, 2022	 Jun. 15, 2022	 Jun. 15, 2022

PRODUCT SPECIFICATION

SPEC. NO.

T-0648-099



4. Electrical Characteristics

4-1 Electrical Spec.

Customer Part Number	Our Product Part Number	Inductance (uH)	Tolerance (±%)	RDC(mΩ)		Isat(A)	Irms(A)	Marking
				Max.	Typ.	Typ.	Typ.	
	PIE4018H-R56□-TY	0.56	N	24	16	5.00	4.80	R56
	PIE4018H-1R0□-TY	1.0	M	32	25	4.50	3.50	1R0
	PIE4018H-1R2□-TY	1.2	M	45	35	4.00	3.00	1R2
	PIE4018H-2R2□-TY	2.2	M	58	47	3.00	2.60	2R2
	PIE4018H-3R3□-TY	3.3	M	84	70	2.15	2.00	3R3
	PIE4018H-4R7□-TY	4.7	M	115	88	2.00	1.80	4R7
	PIE4018H-5R6□-TY	5.6	M	125	100	1.70	1.65	5R6
	PIE4018H-6R8□-TY	6.8	M	135	110	1.60	1.50	6R8
	PIE4018H-100□-TY	10.0	M	220	170	1.40	1.30	100
	PIE4018H-150□-TY	15.0	M	325	270	0.95	0.90	150
	PIE4018H-220□-TY	22.0	M	450	365	0.80	0.75	220
	PIE4018H-330□-TY	33.0	M	680	550	0.75	0.70	330
	PIE4018H-470□-TY	47.0	M	845	780	0.65	0.55	470
	PIE4018H-680□-TY	68.0	M	1300	1000	0.52	0.50	680
	PIE4018H-101□-TY	100.0	M	1900	1500	0.42	0.40	101
	PIE4018H-151□-TY	150.0	M	3000	2300	0.36	0.34	151
	PIE4018H-221□-TY	220.0	M	4800	4200	0.30	0.25	221

1. When ordering, please specify tolerance and packaging codes. Ex: PIE4018H-4R7M-TY

Tolerance : M=±20% , N=±30%

2. Test Frequency: 100KHz/0.25V

3. Rated Current Ind. drops of 30% typ. at Isat

4. Temperature Rise: 40°C typ. at Irms